

Convotherm 4 easyTouch Combi Steamer

C4EST20.20C ELECTRIC DIRECT STEAM 40 x 1/1GN or 20 x 2/1GN

- Direct steam system
- ACS+ (Advanced Closed System +) operating modes: Steam, Combi-steam, Convection
- ACS+ Extra Functions:
 - Crisp&Tasty - 5 moisture-removal settings
 - BakePro – 5 levels of traditional baking
 - HumidityPro - 5 humidity settings
 - Controllable fan – 5 speed settings
- easyTouch 9" full-touch screen
- ConvoClean+ fully automated cleaning system with eco, express and regular modes, including optional single-measure dispensing
- Ethernet / LAN interface
- HygienicCare
- USB port integrated in the control panel
- Steam generated by injecting water into the cooking chamber
- Right-hinged appliance door



Standard Features

- ACS+ operating modes:
 - Steam (30-130°C) with guaranteed steam saturation
 - Combi-steam (30-250°C) with automatic humidity adjustment
 - Convection (30-250°C) with optimised heat transfer
- HygienicCare: safety through antibacterial surfaces
 - easyTouch control panel
 - Door handle and recoil hand shower
- easyTouch user interface:
 - Full 9" full-touch screen
 - Press&Go - automatic cooking using quick-select buttons
 - TrayTimer - load management for different products at the same time
 - Regenerate+ - versatile regenerating function with preselect
 - ecoCooking - energy-save function
 - Low-temperature cooking / Delta-T cooking
 - Cook&Hold - cooking and holding in one process
 - 399 cooking profiles containing up to 20 steps
 - On-screen Help with topic-based video function
 - Starting time preselect

- Multi-point core temperature sensor
- Door handle with safety latch
- Built-in preheat bridge
- RS232 and RS485 interface
- Data storage for HACCP figures
- Preheat and Cool down function

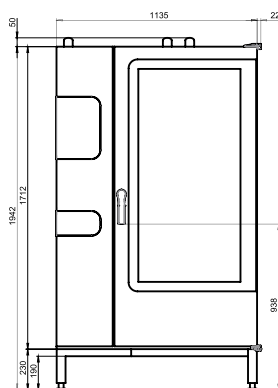
Options

- Disappearing door
- Steam and vapour removal (built-in condensation hood)
- Marine model
- Available in various voltages
- Sous-vide sensor, with external socket
- Core temperature sensor, with external socket

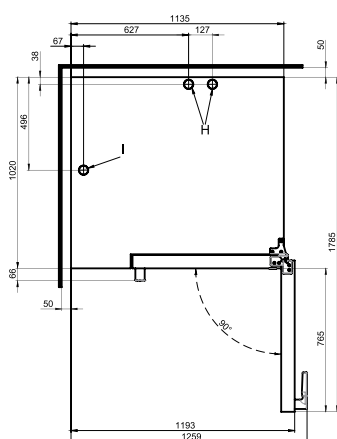
Convotherm 4 easyTouch Combi Steamer

C4EST20.20C ELECTRIC DIRECT STEAM 40 x 1/1GN or 20 x 2/1GN

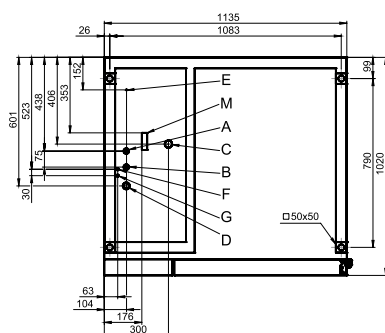
Front view



View from above with wall clearances



Connection positions in appliance floor



- A Soft-water connection G 3/4"
- B Hard-water connection G 3/4"
- C Drain connection DN 50
- D Electrical supply
- E Equipotential bonding
- F Nozzle-detergent connection
- G Cleaning-fluid connection
- H Air vent Ø 50 mm
- I Ventilation port Ø 50 mm
- M Safety overflow 80 mm x 25 mm

DIMENSIONS

Width	1135 mm
Depth	1020 mm
Height	1942 mm
Weight	340 kg

PACKED DIMENSIONS

Width	1435 mm
Depth	1200 mm
Height	2185 mm
Weight (including cleaning system)	382 kg

Safety clearances*

Rear	50 mm
Right	50 mm
Left (larger recommended for servicing)	50 mm
Top (for ventilation)	500 mm

*Heat sources must lie at a minimum distance of 50 cm from the appliance.

INSTALLATION REQUIREMENTS

For precise installation instructions please refer to the units installation manual

LOADING CAPACITY

Max. number of food containers	
Shelf distance	68 mm
GN 1/1 (with standard loading trolley)	40
GN 2/1 (with standard loading trolley)	20
Max. loading weight GN 1/1 / 600 x 400	
Per combi steamer	180 kg
Per shelf	15 kg

ELECTRICAL SUPPLY

3N~ 400V 50/60Hz (3/N/PE)*	
Rated power consumption	67.3 kW
Rated current	97.3 A
Fuse	100 A
RCD (GFCI), frequency converter	Type A
(singlephase)	(recommended), type B/F (optional)
Recommended conductor cross-section**	5G35

Special voltage options available on request.

*Connection to an energy optimisation system as standard.

**Recommended conductor cross-section for wires laid uncovered in air up to 5 m in length

WATER CONNECTION

Water supply

2 x G 3/4" permanent connection, optionally including connecting pipe (min. DN13 / 1/2")	
Flow pressure	150 - 600 kPa (1.5 - 6 bar)
Appliance drain	
Drain version	Permanent connection

Type	(recommended) or funnel waste trap
Slope for waste-water pipe	DN50 (min. internal Ø: 46 mm) min. 5% (3°)

WATER QUALITY

Drinking water

(install water treatment system if necessary)

Treated tap water for water injection

Untreated tap water for cleaning, recoil hand shower

Total hardness

Injection (soft water)	4-7 °dh / 70-125 ppm / 7-13 °TH / 5-9 °e
Cleaning, recoil hand shower (hard water)	4-20 °dh / 70-360 ppm / 7-35 °TH / 5-25 °e

Properties

pH	6.5 - 8.5
Cl ⁻ (chloride)	max. 100 mg/l
Cl ₂ (free chlorine)	max. 0.2 mg/l
SO ₄ ²⁻ (sulphate)	max. 150 mg/l
Fe (iron)	max. 0.1 mg/l
Temperature	max. 40°C
Electrical conductivity	min. 20 µS/cm

EMISSIONS

Heat output

Latent heat	11000 kJ/h / 3.06 kW
Sensible heat	14100 kJ/h / 3.92 kW

Waste water temperature

Noise during operation	max. 80 °C
------------------------	------------



Australia
moffat.com.au

New Zealand
moffat.co.nz

Australia
Moffat Pty Limited

Victoria/Tasmania
740 Springvale Road
Mulgrave, Victoria 3170
Ph 03-9518 3888
Fax 03-9518 3833
vsales@moffat.com.au
www.moffat.com.au

New South Wales
Ph 02-8833 4111
nswsales@moffat.com.au

South Australia
Ph 03-9518 3888
vsales@moffat.com.au

Queensland
Ph 07-3630 8600
qldsales@moffat.com.au

Western Australia
Ph 08-9202 6820
bgarcia@moffat.com.au

New Zealand
Moffat Limited

Christchurch
16 Osborne Street
Christchurch 8011
Ph +64 3-389 1007
Fax +64 3-389 1276
sales@moffat.co.nz

Auckland
Ph +64 9-574 3150
sales@moffat.co.nz

In line with policy to continually develop and improve its products, Moffat Limited reserves the right to change specifications and design without notice.

© Copyright Moffat Ltd
AN.CON.S.1401

