

Convotherm 4 easyTouch Combi Steamer

C4GBT12.20C GAS BOILER 24 x 1/1GN or 12 x 2/1GN

- Boiler system
- ACS+ (Advanced Closed System +) operating modes: Steam, Combi-steam, Convection
- ACS+ Extra Functions:
 - Crisp&Tasty - 5 moisture-removal settings
 - BakePro – 5 levels of traditional baking
 - HumidityPro - 5 humidity settings
 - Controllable fan – 5 speed settings
- easyTouch 9" full-touch screen
- ConvoClean+ fully automated cleaning system with eco, express and regular modes, including optional single-measure dispensing
- Ethernet / LAN interface
- HygienicCare
- USB port integrated in the control panel
- Steam generated by high performance boiler outside the cooking chamber
- Right-hinged appliance door



Standard Features

- ACS+ operating modes:
 - Steam (30-130°C) with guaranteed steam saturation
 - Combi-steam (30-250°C) with automatic humidity adjustment
 - Convection (30-250°C) with optimised heat transfer
- HygienicCare: safety through antibacterial surfaces
 - easyTouch control panel
 - Door handle and recoil hand shower
- easyTouch user interface:
 - Full 9" full-touch screen
 - Press&Go - automatic cooking using quick-select buttons
 - TrayTimer - load management for different products at the same time
 - Regenerate+ - flexible multi-mode regenerating function
 - ecoCooking - energy-save function
 - Low-temperature cooking / Delta-T cooking
 - Cook&Hold - cooking and holding in one process
 - 399 cooking profiles containing up to 20 steps
 - On-screen Help with topic-based video function
 - Starting time preselect
- Multi-point core temperature sensor

- Door handle with safety latch
- Built-in preheat bridge
- RS232 and RS485 interface
- Data storage for HACCP figures
- Preheat and Cool down function

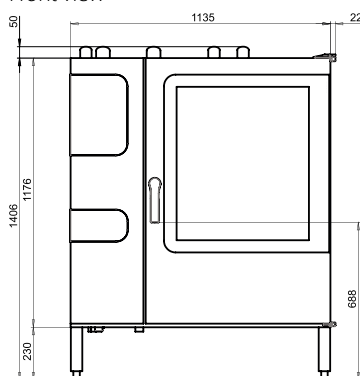
Options

- Disappearing door
- Steam and vapour removal (built-in condensation hood)
- Marine model
- Available in various voltages
- Sous-vide sensor, with external socket
- Core temperature sensor, with external socket

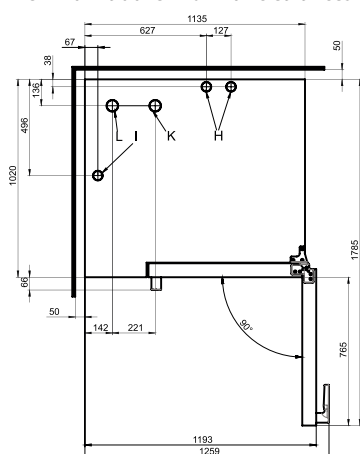
Convotherm 4 easyTouch Combi Steamer

C4GBT12.20C GAS BOILER 24 x 1/1GN or 12 x 2/1GN

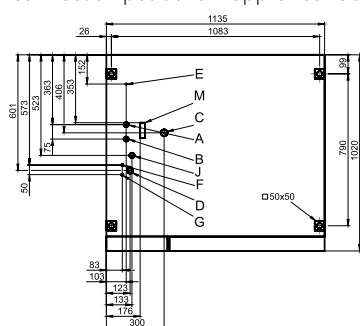
Front view



View from above with wall clearances



Connection positions in appliance floor



- A Water connection (for boiler)
- B Water connection (for cleaning, recoil hand shower)
- C Drain connection DN 50
- D Electrical connection
- E Equipotential bonding
- F Rinse-aid connection
- G Cleaning-agent connection
- H Airvent Ø 50mm
- I Ventilation port Ø 50 mm
- J Gas supply
- K Exhaust outlet (cooking-chamber heating element)
- M Safety overflow 80 mm x 25 mm

DIMENSIONS

Width	1135 mm
Depth	1020 mm
Height	1406 mm
Weight	286kg

PACKED DIMENSIONS

Width	1410 mm
Depth	1170 mm
Height	1615 mm
Weight (including cleaning system)	331kg

Safety clearances*

Rear	50 mm
Right	50 mm
Left (larger recommended for servicing)	50 mm
Top (for ventilation)	1000 mm

*Heat sources must lie at a minimum distance of 50 cm from the appliance.

INSTALLATION REQUIREMENTS

For precise installation instructions please refer to the units installation manual

LOADING CAPACITY

Max. number of food containers	
Shelf distance	68mm
GN 1/1 (with standard loading trolley)	24
GN 2/1 (with standard loading trolley)	12
Max. loading weight GN 1/1 / 600 x 400	
Per combi steamer	120 kg
Per shelf	15 kg

ELECTRICAL SUPPLY

230-240VAC, 50/60Hz, 1P+N+E	
Rated power consumption	0.5 kW
Rated current	2.7 A
Fuse	16 A
RCD (GFCI), frequency converter	Type A
(singlephase)	(recommended), type B/F (optional)

3 Pin plug (10 Amp)

Cordset fitted

GAS SUPPLY

Gas Connection for natural or LPG	R3/4
Installation conditions	customer premise
Nominal gas consumption	122 MJ/hr
Convection power output	115 MJ/hr
Steam generator power output	122 MJ/hr

WATER CONNECTION

Water supply

2 x G 3/4" permanent connection, optionally including connecting pipe (min. DN13 / 1/2")

Flow pressure 150 - 600 kPa (1.5 - 6 bar)

Appliance drain

Drain version Permanent connection

(recommended) or funnel waste trap

Type DN50 (min. internal Ø: 46 mm)

Slope for waste-water pipe min. 5% (3°)

WATER QUALITY

Drinking water

Total hardness

Cleaning, recoil hand shower, boiler	4-20 °dh / 70-360 ppm / 7-35 °TH / 5-25 °e
--------------------------------------	--

Properties

pH	6.5 - 8.5
Cl ⁻ (chloride)	max. 60 mg/l
Cl ₂ (free chlorine)	max. 0.2 mg/l
SO ₄ ²⁻ (sulphate)	max. 150 mg/l
Fe (iron)	max. 0.1 mg/l
Temperature	max. 40°C
Electrical conductivity	min. 20 µS/cm

EMISSIONS

Heat output

Latent heat	11000 kJ/h / 3.06 kW
Sensible heat	8200 kJ/h / 2.28 kW

Waste water temperature

Noise during operation	max. 80 °C
------------------------	------------



Australia

moftat.com.au

New Zealand

moftat.co.nz

Australia

Moffat Pty Limited

Victoria/Tasmania

740 Springvale Road

Mulgrave, Victoria 3170

Ph 03-9518 3888

Fax 03-9518 3833

vsales@moffat.com.au

www.moffat.com.au

New South Wales

Ph 02-8833 4111

nsales@moffat.com.au

South Australia

Ph 03-9518 3888

vsales@moffat.com.au

Queensland

Ph 07-3630 8600

qldsales@moffat.com.au

Western Australia

Ph 08-9202 6820

bgarcia@moffat.com.au

New Zealand

Moffat Limited

Christchurch

45 Illinois Drive

Izone Business Hub

Rolleston 7675

New Zealand

Telephone +64 3-983 6600

Facsimile +64 3-983 6660

sales@moffat.co.nz

Auckland

Ph +64 9-574 3150

sales@moffat.co.nz

In line with policy to continually develop and improve its products, Moffat Limited reserves the right to change specifications and design without notice.

© Copyright Moffat Ltd
AN.CON.S.1402

