

Brema's C range of modular ice cube heads produces attractive, crystalline ice cubes weighing 13g which rapidly chill and enhance the appearance of any beverage.

The Brema C300A is a modular ice cube machine that produces 300kg of ice per 24 hours and is designed to fit on top of a 350kg storage bin.

With its high production of ice cubes, the C300A modular ice cube machine is perfect for hotels, restaurants, bars and clubs.

**STANDARD FEATURES**

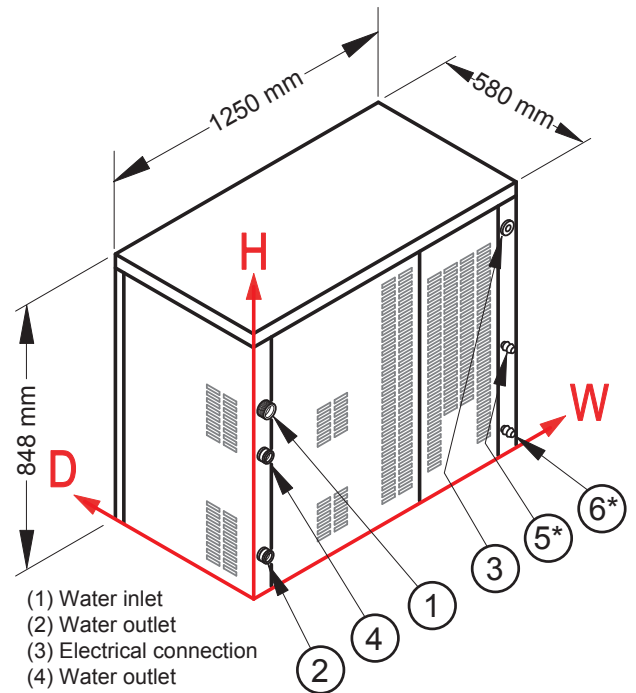
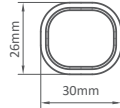
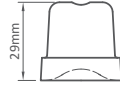
- 300kg production per 24 hours
- Can be installed on top of a 350kg storage bin
- Produces crystalline 13g cubes
- Production rated at 21°C air and 15°C water
- Hospital grade stainless steel outer
- Electromechanical operation
- Stainless steel spray arm

**STANDARD ACCESSORIES**

- Water Inlet Hose
- Drainage hose
- External Water Filter
- Pressure Limiting Valve



13g Cubes



**DIMENSIONS**

1250W x 580D x 848H mm

Clearances: Rear: 100mm Sides: 100mm

**POWER SUPPLY**

240V 50Hz single phase (cable without plug)

**CONNECTIONS**

3/4" Water inlet, 24mm Water outlet & Electrical connection

|                       | W       | H        |
|-----------------------|---------|----------|
| Water inlet           | 39mm    | 582mm    |
| Water outlet          | 29+31mm | 73+440mm |
| Electrical connection | 1222mm  | 748mm    |

**USABLE BINS**

BIN350

**TECHNICAL DATA**

|                     |       |
|---------------------|-------|
| Energy Consumption: | 2600W |
| Fuse:               | 32A   |
| Production 24h:     | 300kg |
| Cooling System:     | Air   |
| Cube:               | 13g   |
| Refrigerant:        | R452A |
| Weight:             | 152kg |
| WaterMark:          | Yes   |

SPECIFICATIONS ARE SUBJECT TO CHANGE WITHOUT NOTICE.

**WA DEALER**  
**PRACTICAL PRODUCTS PTY LTD**

PH: 08 9302 1299  
 51 Paramount Dr Wangara WA 6065  
 sales@practicalproducts.com.au  
 www.practicalproducts.com.au

