



Self-contained ice maker - Sprayer system Daily production up to 48 kg

Brema's new Green Tech CB range offers self-contained ice machines for bench top, under bench or free-standing installation. These machines produce attractive, crystalline cubes weighing 13g which rapidly chill and enhance the appearance of any beverage.

The Brema CB416A-DP is an under bench ice cube machine that produces 44kg of ice per 24 hours and has storage capacity of 16kg.

The CB range of self-contained ice cube machines is the perfect fit for cafes, restaurants, hotels, bars and nightclubs.

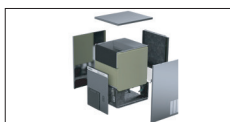
► Features

- Compact and crystal cube
- AISI 304 SS Scotch Brite finish
- Tropical class +43°C rated
- Cleanable antiscald filter
- Air cooling system
- Easy cleanable internal rounded surfaces
- HCFC-Free insulated storage
- RoHS Free
- Disappearing insulated door
- Electromechanical operation
- ON-OFF rocker switch
- Standard and special voltages
- Built in drain pump
- 16kg storage capacity
- Produces 13g cubes



► Accessories

- Water inlet hose
- Drainage hose
- External water filter
- Pressure limiting valve
- Plastic ice scoop
- Adjustable stainless steel legs (4)



Green Tech Design



Side openings for better ventilation

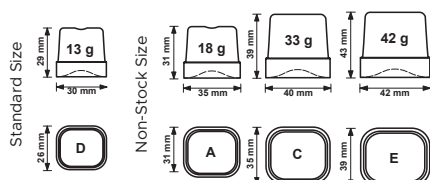


Double water inlet
(W models only)



Plug-in electrical connection

► Ice cube size



► Production 24h

Air temp.	Water temp.	kg
10° C	7° C	48
21° C	15° C	44
32° C	21° C	40

3 Years Warranty

► Certifications available for this model



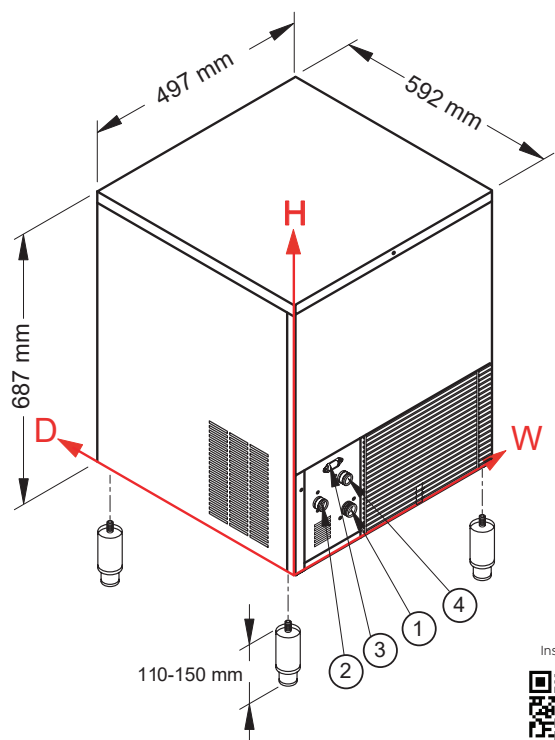


Ice Cube

CB416A-DP



Self-contained ice maker - Sprayer system Daily production up to 48 kg



► Working conditions

- Location: **Indoor**

	Min	Max
Ambient temperature	+10°C	+43°C
Water temperature	+3°C	+32°C
Voltage	-10%	+10%
Water inlet pressure	1bar (14 psi)	6bar (84 psi)



WA DEALER
PRACTICAL PRODUCTS PTY LTD

PH: 08 9302 1299
51 Paramount Dr Wangara WA 6065
sales@practicalproducts.com.au
www.practicalproducts.com.au

► Connections

All measures are referred to the rear bottom-left corner (W-H-Ø)

- ① Water in.: 130mm - 95mm - 3/4" ② Water out.: 56mm - 155mm - 24mm - 3/4" ③ Electrical connections.: 95mm - 225mm
④ Cond. water in.: 119mm - 181mm - 3/4" ⑤ Only for water cooling systems

► Technical Information

Production in 24h	44kg
Store capacity, up to	16kg
Cooling system	A
Kind of cube (standard)	D-13g
Kind of cube (non-stock)	A-18g, C-33g, E-42g
Refrigerant	R452A
Standard voltage	240V - 50 Hz - 10A (lead with plug supplied)
Energy consumption	455W
Fuse	10A

Finish	AISI 304 stainless steel
Clearance	100mm sides + back
Water consumption	A: 4.1 l/kg
Sizes (W-D-H)	497 - 592 - 687
Sizes with pack (W-D-H)	550 - 660 - 860
Net weight	43kg
Gross weight	51kg

All the technical information need to be considered at the following conditions:
Sizes without feet
Standard Cube (13 g)
Ambient temperature +21°C
Water temperature +15°C
Average power consumption at +43°C (standard voltage)

Models and specifications are subject to change without notice