

IM0043SSC | Self-Contained 37kg Solid Cube Ice Machine

Ice Machines



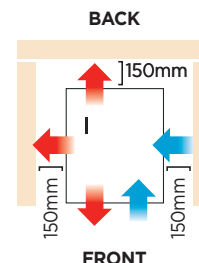
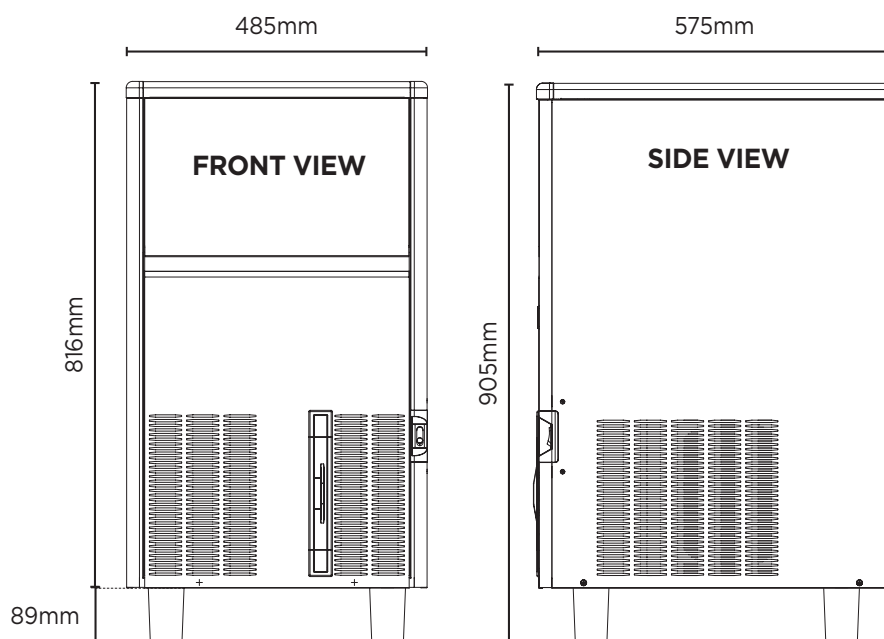
IM0043SSC

**SELF-CONTAINED
37KG SOLID CUBE
ICE MACHINE**



IM0043SSC | Self-Contained 37kg Solid Cube Ice Machine

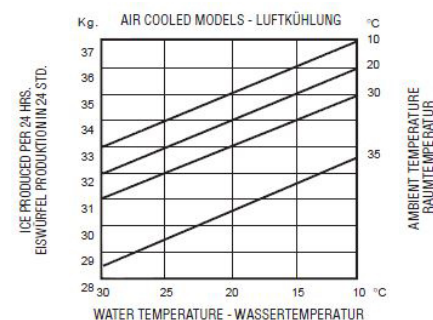
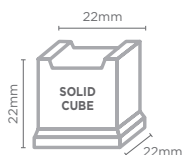
Ice Machines



Ice Dimensions



Solid Cube Ice



SPECIFICATIONS

Model	IM0043SSC
Part Number	3935145
Legs (mm)	89
Maximum Daily Production	37kg
Storage Bin Capacity	20kg
Power Input	530W
Energy Consumption	10.5 Kwh / 24 hrs
Water Consumption	3.10L/h
Net Weight	52kg
Packaged Dimensions	550 x 640 x 940 mm
Refrigerant	R134a
Plug Supplied	Yes, 1 x 10A
Self-Contained Machine	Yes
Storage Bin Compatibility	N/A
Maximum Ambient Temp.	40°C
Type of Ice Produced	Solid
Weight of Ice	20g
Colour	Stainless Steel
Warranty	3 Years Parts, 1 Year Labour
Warranty Service	Bromic Extra Care

DIMENSIONS

External (mm)	
Width	485
Depth	575
Height	816



WA DEALER
PRACTICAL PRODUCTS PTY LTD

PH: 08 9302 1299
51 Paramount Dr Wangara WA 6065
sales@practicalproducts.com.au
www.practicalproducts.com.au

* External height excludes feet

* Production is based on kg/24hr at 10°C air & 10°C water

BROMIC PTY Ltd reserve the right to alter specifications without notice.