

Convotherm maxx pro easyDial Combi Steamer

CXGSD6.10 GAS DIRECT STEAM 7 x 1/1 GN

- Direct steam system
- Natural Smart Climate™ (ACS+) cooking methods: Steam, Combi-steam, Convection
- Natural Smart Climate™ extra functions:
 - Crisp&Tasty - 5 moisture removal settings
 - BakePro - 5 levels of traditional baking
 - HumidityPro - 5 humidity settings
 - Controllable fan - 5 speed settings
- easyDial: all functions are set on one operating level
- ConvoClean fully automatic cleaning system
- HygieniCare
- USB port integrated in the control panel
- TriColor indicator ring - indicates the current operating status
- Steam generated by injecting water into the oven chamber
- LED lighting in oven cavity
- Triple glass appliance door
- Right-hinged appliance door



Standard Features

- Cooking methods:
 - Steam (30-130°C) with guaranteed steam saturation
 - Combi-steam (30-250 °C) with automatic moisture control
 - Convection (30-250 °C) with optimised heat transfer
- Operation of easyDial user interface:
 - Central control unit, Convotherm-Dial (C-Dial)
 - Digital display
- Climate Management
 - Natural Smart Climate™ (ACS+), HumidityPro, Crisp&Tasty
- Quality Management
 - Airflow Management, BakePro, Multi-point core temperature probe
- Production Management
 - 99 cooking profiles each containing up to 9 steps
 - HACCP data storage
 - USB port
 - Regenerating function - regenerates products to their peak level
 - Preheat and cool down function
- Cleaning Management:
 - ConvoClean: Fully automatic cleaning system, with optional single-dose dispensing
- HygieniCare: safety by antibacterial surfaces
 - Hygienic Handles
- Door handle with safety latch and sure-shut function

- Adjustable appliance feet, from 100 mm to 125 mm
- Integrated recoil hand shower

Options

- Steam and vapour removal (built-in condensation hood)
- Sous-vide sensor, with external socket
- Core temperature sensor, with external socket
- Ethernet / LAN interface
- Available in various voltages

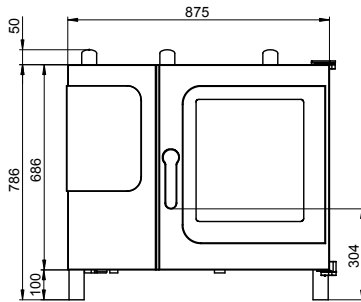
Accessories

- Stainless steel stand
- Stacking kit
- ConvoLink – HACCP and cooking profile management PC software
- Banquet system package: plate rack, mobile shelf rack, transport trolley, thermal cover (individual items are available)
- Care products for ConvoClean fully automatic cleaning system (multiple and single-dose dispensing)

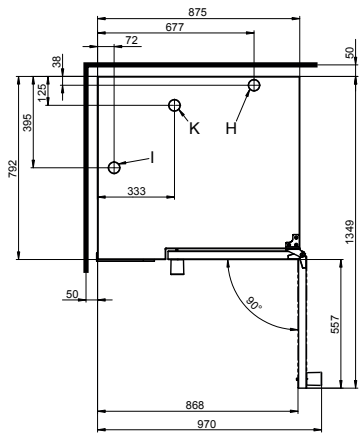
Convotherm maxx pro easyDial Combi Steamer

CXGSD6.10 GAS DIRECT STEAM 7 x 1/1 GN

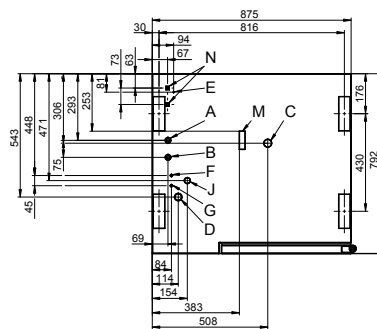
Front view



View from above with wall clearances



Connection points



- A Water connection (for water injection)
- B Water connection (for cleaning, recoil hand shower)
- C Drain connection DN 50
- D Electrical connection
- E Equipotential bonding
- F Rinse-aid connection
- G Cleaning-agent connection
- H Air vent Ø 50 mm
- I Dry air intake Ø 50 mm
- J Gas supply
- K Exhaust outlet Ø 50 mm
- M Safety overflow 80 x 25 mm
- N RJ45 Ethernet port

DIMENSIONS

Width	875 mm
Depth	792 mm
Height	786 mm
Weight	126kg

PACKED DIMENSIONS

Width	1100 mm
Depth	940 mm
Height	1025 mm
Weight (including cleaning system)	151kg

Safety clearances*

Rear	50 mm
Right	50 mm
Left (larger recommended for servicing)	50 mm
Top (for ventilation)	1000 mm

*Heat sources must lie at a minimum distance of 500 mm from the appliance.

INSTALLATION REQUIREMENTS

For precise installation instructions please refer to the units installation manual

LOADING CAPACITY

Max. number of food containers	68mm
Shelf distance	7
GN 1/1 (with standard rack)	5
600 x 400 baking sheet (with appropriate rack)	
Max. loading weight GN 1/1 / 600 x 400	
Per combi steamer	30 kg
Per shelf	15 kg

ELECTRICAL SUPPLY

1N~ 230-240V 50/60Hz (1P+N+E)	
Rated power consumption	0.6 kW
Rated current	2.3 A
Fuse	16 A
RCD (GFCI), frequency converter	Type A
(singlephase) (recommended), type B/F (optional)	
3 Pin plug (10 Amp)	Cordset fitted

GAS SUPPLY

Gas Connection for natural or LPG	R3/4
Installation conditions	customer premise
Nominal gas consumption	42 MJ/hr
Convection power output	42 MJ/hr
Supply flow pressure	
Natural Gas	1.13kPa – 3kPa
LPG	2.75kPa – 4kPa

WATER CONNECTION

Water supply	
2 x G 3/4" permanent connection, optionally including connecting pipe (min. DN13 / 1/2")	
Flow pressure	150 - 600 kPa (1.5 - 6 bar)
Appliance drain	
Drain version	Permanent connection (recommended) or funnel waste trap
Type	DN50 (min. internal Ø: 46 mm)
Slope for waste-water pipe	min. 3.5% (2°)

WATER QUALITY

Drinking water	
(install water treatment system if necessary)	
Treated tap water for water injection	
Untreated tap water for cleaning, recoil hand shower	

Total hardness

Injection (soft water)	4-7 °dh / 70-125 ppm / 7-13°TH / 5-9 °e
Cleaning, recoil shower	4-20 °dh / 70 – 360 ppm / 7 – 35°TH / 5 – 25°e
Shower (hard water)	

Properties

pH	6.5 - 8.5
Cl- (chloride)	max. 60 mg/l
Cl2 (free chlorine)	max. 0.2 mg/l
SO4 ²⁻ (sulphate)	max. 150 mg/l
Fe (iron)	max. 0.1 mg/l
Temperature	max. 40°C
Electrical conductivity	min. 20 µS/cm

EMISSIONS

Heat output	
Latent heat	2100 kJ/h / 0.58 kW
Sensible heat	3500 kJ/h / 0.97 kW

Waste water temperature

	max. 80 °C
--	------------

Noise during operation

	max. 70 dBA
--	-------------

STACKING KIT

Permitted combinations	6.10 on 6.10 / 6.10 on 10.10
------------------------	------------------------------

(Gas on gas appliance)