



INLINE

3000 SERIES 900 ON-COUNTER/SQUARE AMBIENT

RANGE	INLINE 3000 SERIES	
TEMPERATURE	AMBIENT	
MODEL	IN-3A09-SQ-FF-OC	IN-3A09-SQ-SD-OC
FRONT	SQUARE/ FIXED FRONT	SQUARE/ SLIDING DOORS
INSTALLATION	ON-COUNTER	
HEIGHT	777mm	
WIDTH	900mm	
DEPTH	662mm	

CORE PRODUCT TEMPERATURE



AMBIENT

FEATURES



High energy efficiency: 0.033 kWh per hour (average)

- **Cabinet operating at ambient temperature**
- Smart display with double-glazed glass finished with a black trim

Fixed Front or Sliding Doors Ambient Display

-  Two tiltable, height-adjustable stainless steel shelves and base are full cabinet width to support maximum display capacity
-  50,000 hour LED lighting system at 2758 lumens per metre in cabinet top
- Unique shelf mounted ticket strip front and rear: 30mm
- Extrusions at the bottom of the cabinet - both front and rear - are fitted with stainless steel panels that can be replaced with branded inserts

Operational Excellence

-  Sliding doors (staff side) and fixed front or sliding doors options (customer side)
-  Constructed from stainless and mild steel for durability with fully double-glazed, toughened safety glass
- Fan assisted air circulation to mitigate heat build-up
- Positioned on counter top



Showing : Inline 3000 Series ambient 900mm square on-counter fixed front

OPTIONS & ACCESSORIES

- Shelf trays: Toughened safety glass or mild steel. Colour and woodprint options available for steel shelf trays
- 50,000 hour LED lighting to shelves
- Angled base insert
- Branded decals/inserts
- Rear door or end glass mirror application
- Forward-facing controls
- Thermal divider panels
- Custom joinery solution



Please contact FPG to discuss your requirements for meeting country-specific standards.



INLINE

3000 SERIES 900 ON-COUNTER/SQUARE AMBIENT

AMBIENT DATA

MODEL	CORE PRODUCT TEMPERATURE
IN-3A09-SQ-XX-OC	Ambient

ELECTRICAL DATA

MODEL	VOLTAGE	PHASE	CURRENT	E24H (kWh)	kWh per hour (average)	IP RATING	MAINS		LED LIGHTING		
							CONNECTION	CONNECTION PLUG ¹	HOURS	LUMENS	COLOUR
IN-3A09-SQ-XX-OC	220-240 V	Single	0.14 A	0.79	0.033	IP 20	3 metre, 3 core cable	10 amp, 3 pin plug	50,000	2758 per metre	Natural

¹Please advise country to change plug specification.

CAPACITY, ACCESS & CONSTRUCTION

MODEL	DISPLAY AREA	LEVELS	ACCESS FRONT	ACCESS REAR	CHASSIS CONSTRUCTION
IN-3A09-SQ-FF-OC	0.93 m ²	2 Shelves + Base	Fixed front	Sliding doors	Stainless 304 and mild steel
IN-3A09-SQ-SD-OC	0.93 m ²	2 Shelves + Base	Sliding doors	Sliding doors	Stainless 304 and mild steel

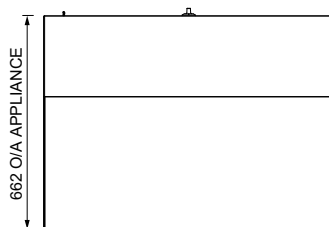
DIMENSIONS

MODEL	H x W x D mm (Uncrated)	MASS (Uncrated)
IN-3A09-SQ-XX-OC	777 x 900 x 662	- kg

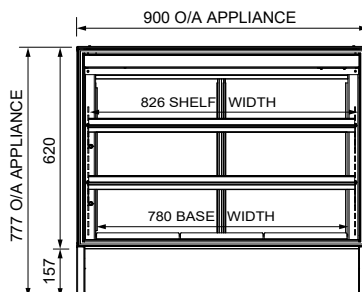
Crated weights and dimensions vary. Please contact us for information on your shipment.

Installation note:

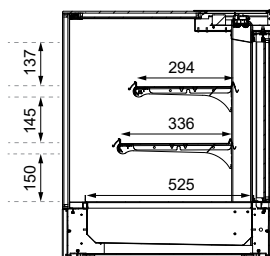
When installing this cabinet next to an adjacent Inline 3000 Series refrigerated cabinet, please install an Inline 3000 Series thermal divider panel (accessory) between them.



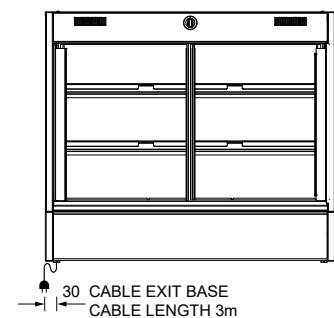
PLAN VIEW



FRONT ELEVATION



SECTION VIEW



REAR ELEVATION

More information including technical data and installation guidelines is available from the Product Manual published on our website.

In line with our policy to continually develop, improve and support our products, Future Products Group Ltd reserves the right to change specifications and design without notice.