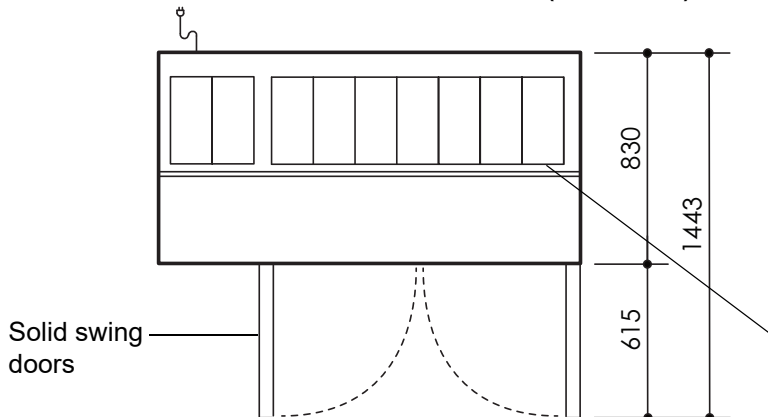


# specifications

## PG500Pizza

SKOPE Pegasus Horizontal 2/1  
INTEGRAL 2 Door Pizza Chiller (JK9302)



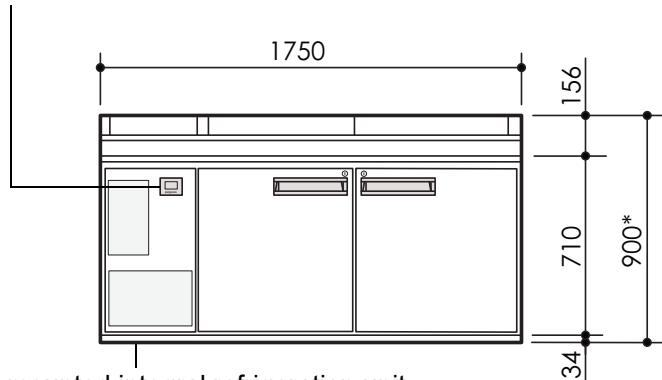
### CABINET DIMENSIONS

	External	Internal
<b>Height:</b>	900mm*	565mm
<b>Width:</b>	1750mm	1250mm
<b>Depth:</b>	830mm	650mm
<b>Floor area:</b>	1.45m <sup>2</sup>	

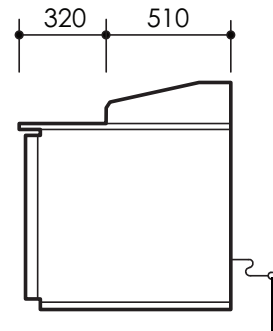
\* Height includes plinth and worktop (excludes castors and adjustable legs).

7 x 1/3 150mm deep pans (refrigerated) & 2 x 1/3 65mm deep pans (ambient) with 3 pan lids. Pan lids must be in place when pans not in use.

Electronic controller



Side mounted integral refrigeration unit



Power cord with 3-Pin plug

Copyright © 2012 SKOPE Industries Limited

### CABINET SPECIFICATIONS

<b>Refrigeration system:</b>	Electronic controlled, side mounted, integral refrigeration unit
<b>Refrigerant:</b>	R134a / 800g
<b>Nominal capacity:</b>	706 Watts @ -10°C SST
<b>Cabinet internal volume:</b>	480 litres
<b>Insulation:</b>	60mm thick, high density cyclo-isopentane polyurethane foam
<b>Cabinet temperature range:</b>	+1°C to +5°C up to 30°C ambient
<b>Drainage:</b>	No plumbing required
<b>Electrical:</b>	230-240 Volts a.c. 50 Hz, 3.43 Amps
<b>Internal lighting:</b>	n.a.
<b>Internal door opening size:</b>	2 door openings: 565mm high x 565mm wide
<b>Doors:</b>	Solid stainless steel, self-closing doors (with key lock) - LH & RH hinged
<b>Worktop:</b>	Worktop accepts 7 x 1/3 150mm deep refrigerated pans & 2 x 1/3 65mm deep ambient pans
<b>Shelves:</b>	2 shelves & adjustable tray slides per door (530mm wide x 650mm deep)
<b>Weight:</b>	145 kg

SKOPE Industries Limited reserve the right to alter specifications without notice.

PSS0325 Rev. 1.5 Nov. 2019