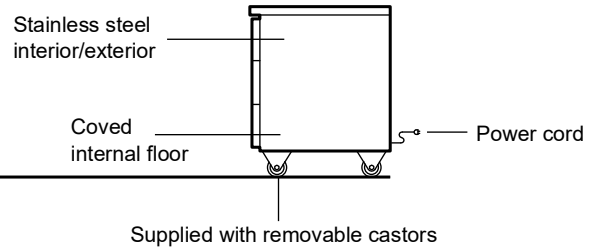
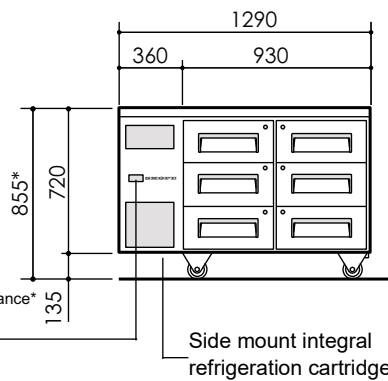
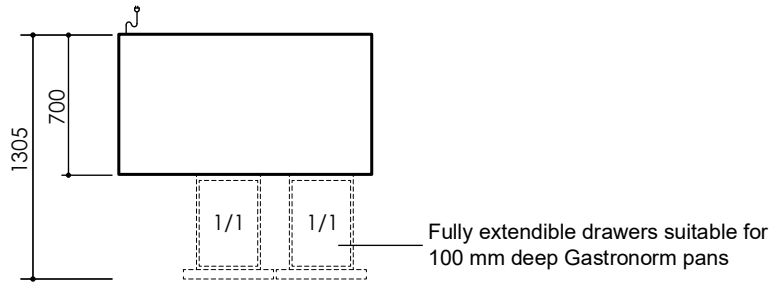


## RF7.UBR.2.D6

### ReFlex Series, 6 Drawer Underbench Fridge

Project: \_\_\_\_\_

Item No: \_\_\_\_\_



#### CABINET

Drawers	6 × fully extendable, refrigerated, stainless steel drawers with individual key locks. 2 × banks of full drawers including stainless steel sheet base and sides. Fits GN1/1, 100 mm deep pan as an insert (supplied separately). The pan top lip maximum height should be no more than 5 mm.
Worktop	Total thickness 45 mm (0.7 mm 304 AISI stainless steel over insulating cyclopentane foamed core)
Material	304 AISI stainless steel interior and exterior

#### PERFORMANCE

Max. ambient temp.	40°C
Temperature range	1°C to 4°C (adjustable with SKOPE-connect™ -2°C to 15°C)
GEMS class	4M1
GEMS energy consumption	2.37 kWh/24 h
GEMS annual running cost	\$260 p.a. (@ \$0.30/kWh)

#### ELECTRICAL

Electrical safety climate class	5
Interior lighting	n.a.
Power cord	Supplied with a 10 amp plug and 2 m lead
Power supply	220-240 volts a.c. 50 Hz, single phase supply
Current draw	2.0 amps (includes unit 1.5 amps)

#### REFRIGERATION

Controller	SCS Connect (SKOPE-connect™ compatible)
Connectivity interface	Bluetooth® wireless technology
Refrigeration system	Side-mounted, integral, removable refrigeration cartridge (part number ULKCN1-0040)
Refrigerant	R290/80 g (natural refrigerant)
Nominal capacity	450 watts
Heat rejection (Avg./peak)	100 watts/105 watts
Drainage	No plumbing required

#### DIMENSIONS

	External	Internal
Height	855 mm*	570 mm
Width	1290 mm	820 mm
Depth	700 mm	530 mm
Floor area	0.9 m <sup>2</sup>	
Weight	142 kg	
Gross volume	248 L	
Net volume	90 L	

\* With supplied castors fitted. See height variation below

Height variation	
Supplied castors	855 mm
Height adjustable legs	865 mm to 905 mm
No castors or legs	720 mm

Dimensional tolerances		
Before installing this cabinet allow the following dimensional tolerances:		
Linear dimensions	Overall cabinet dimensions	
Less than 1 metre	±5 mm	
More than 1 metre	-5 mm to +10 mm	
	Length of multiple cabinets	
	At each joint	At each end wall
Less than 1 metre	±5 mm	+15 mm
More than 1 metre	-5 mm to +10 mm	+15 mm

Ventilation requirements	
Top	Not required
Sides	Not required
Back	Not required
Bottom	Not required

SKOPE Industries Limited reserve the right to alter specifications without notice. Copyright © 2020

PSS0671 Rev. 2.5 Apr. 2023

WA DEALER  
PRACTICAL PRODUCTS PTY LTD

PH: 08 9302 1299  
51 Paramount Dr Wangara WA 6065  
sales@practicalproducts.com.au  
www.practicalproducts.com.au

