

## XEFT-04EU-ELDV

ROSSELLA 4 600X400














LED

### INTEGRATED TECHNOLOGY

**UNOX Intensive Cooking:** You've chosen not to settle for less. Maximum baking efficiency. Bake to perfection, sell, repeat. All day, every day. For the tight schedule of a commercial space whose core business is selling baked goods, the priorities are high quality standards, repeatable results, speed of execution, energy savings and reliability.

### 600X400 BAKING ESSENTIALS

 <b>FORO.BAKE</b> (Art.: TG410) Perforated aluminium pan	 <b>FORO.BLACK</b> (Art.: TG430) Non-stick perforated aluminium pan
 <b>FAKIRO™</b> (Art.: TG440) Aluminium plate	 <b>FAKIRO.GRILL</b> (Art.: TG465) Aluminium plate
 <b>STEEL.BAKE</b> (Art.: TG450) Aluminium tray	 <b>BAKE</b> (Art.: TG405) Aluminium tray
 <b>BAGUETTE.GRID</b> (Art.: GRP410) 5 canals chromium plated grid	 <b>CHROMOO.GRID</b> (Art.: GRP405) Chromium plated grid
 <b>FORO.BAGUETTE BLACK</b> (Art.: TG435) 5 canals non-stick perforated aluminium pan	 <b>FORO.BAGUETTE</b> (Art.: TG445) 5 canals perforated aluminium pan
 <b>BAKE.BLACK</b> (Art.: TG460) Non-stick aluminium pan	

### DESCRIPTION

Design and intelligence, the elegance of glass and the technology of touch controls, as well as the built-in internet connection. Everything you could possibly imagine in an oven is now in your hands. Created to be perfect. In every detail.

### FEATURES

• Standard    o Optional - not available

#### COOKING METHODS

- Convection baking with adjustable temperature (30°C-260°C)
- Convection baking with humidity and adjustable temperature (48°C-260°C)
- Maximum pre-heating temperature 260°C

#### ADVANCED AND AUTOMATIC BAKING PROGRAMMING

Cooking steps	3
QUICK PROGRAMS:	12
PROGRAMS:	99
PROGRAMS: names and pictures can be assigned to saved programmes	-
PROGRAMS: recipes can be saved with a name	-
MULTI.Time: manages more than 10 timers to control different products being cooked simultaneously	-
Wired Internet connection	-
DATA DRIVEN COOKING: It collects data, processes information, analyzes how it is used, and tips tips provides customized	-

#### AIR DISTRIBUTION IN THE BAKING CHAMBER

- AIR.Plus technology: 2 speeds of air flow in the chamber, can be adjusted by user
- AIR.Plus technology: multiple fans running in reverse

#### HUMIDITYCONTROL IN THE COOKING CHAMBER

- STEAM.Plus technology: mixed convection - humidity baking (20-40-60-100%)
- DRY.Plus technology: extracts humidity from the baking chamber
- ADAPTIVE.Cooking™ technology: bake a single tray or a full load and get the exact same results.
- AUTO.Soft technology: controls rises in temperature for total uniformity
- SMART.Preheating technology: the oven preheats to the desired temperature, taking into account its recent use

#### COOKING STATIONS

- MAXI.LINK technology: allows you to create units with two stacked ovens

#### THERMAL INSULATION AND SAFETY

- Protek.SAFE™ technology: maximum thermal efficiency and working safety
- Protek.SAFE™ technology: motor stopped when door is opened to limit energy loss

#### DOOR OPENING

- Manual drop-down door (top-to-bottom)
- Electromechanical and automatic side opening door (right-to-left; only for Matic versions)
- Manual side opening door (right-to-left)

#### AUXILIARY FUNCTIONS

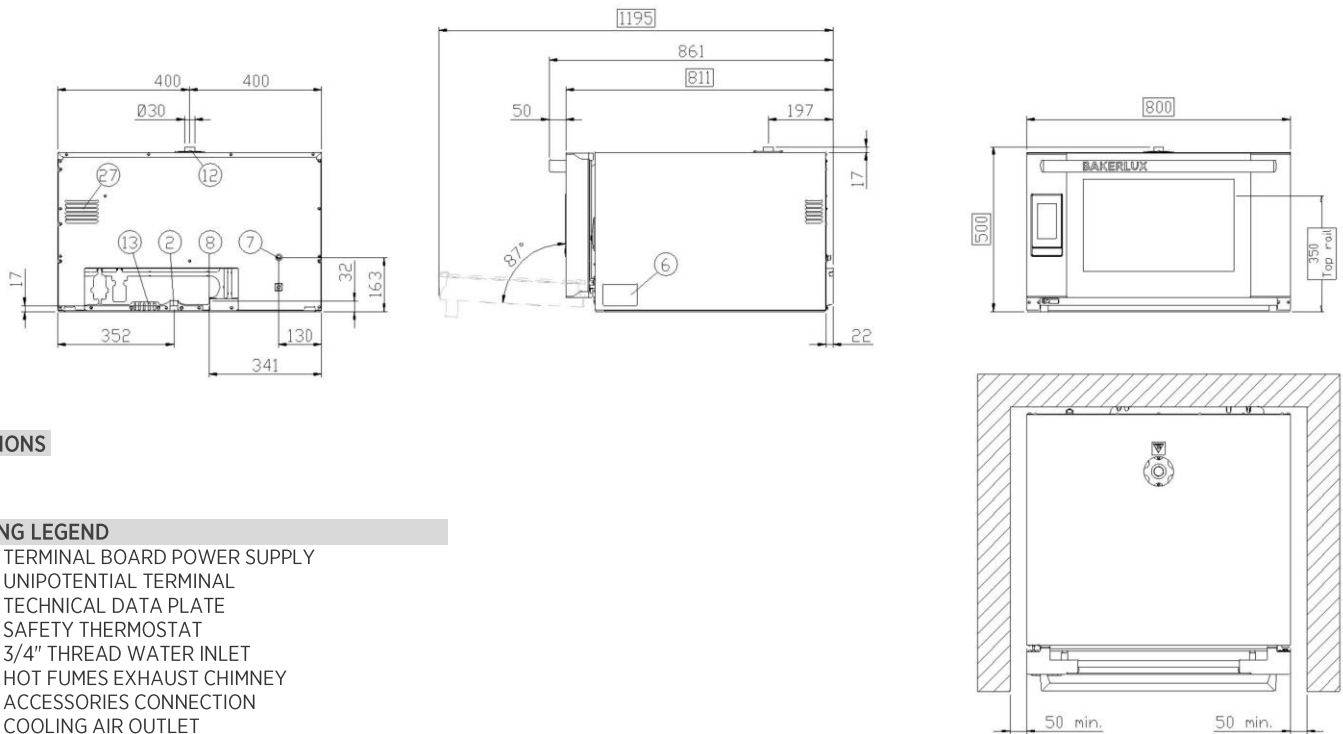
- Preheating temperatures up to 260°C that can be set by the user for each programme
- Shows the remaining time for the baking programme currently in use
- 'INFINITE' continuous operation
- Shows the nominal and actual baking time, chamber temperature, humidity level and fan speeds
- Temperature units shown in °C or °F

#### TECHNICAL DETAILS

- Tray supports in L-shaped sheet metal (Only for CAMILLA and VITTORIA models)
- Tray supports in chrome-plated steel (Only for ELENA and ROSSELLA models)
- Tray supports in chrome-plated steel with anti-tipping system (Only for STEFANIA and ARIANNA models)
- Sealed control panel to avoid steam infiltrating the circuit board (IPX4)
- Lightweight - Heavy Duty structure using innovative materials
- Door open switch
- Temperature limiter for safety
- Easy-to-clean, openable internal glass panel (only for right-to-left door opening models)
- Easy-to-clean internal glass panel (only for drop down opening models)

### CERTIFICATIONS





## DIMENSIONS

mm

## DRAWING LEGEND

- 2 TERMINAL BOARD POWER SUPPLY
- 3 UNIPOTENTIAL TERMINAL
- 6 TECHNICAL DATA PLATE
- 7 SAFETY THERMOSTAT
- 8 3/4" THREAD WATER INLET
- 12 HOT FUMES EXHAUST CHIMNEY
- 13 ACCESSORIES CONNECTION
- 27 COOLING AIR OUTLET

# XEFT-04EU-ELDV

## CAPACITY, DIMENSIONS, WEIGHT

Capacity	4 600X400
Pan Spacing / Pitch	75 mm
Dimensions WxDxH	800x811x500 mm
Net Weight	57 kg

## POWER SUPPLY

VOLTAGE	PHASE	CYCLE	TOTAL POWER	CURRENT	POWER CABLE	CORD	PLUG
400	3N	50/60 Hz	6,9 kW	14 A	HO7RN-F 5Gx2,5 mmq	YES	NO
230	3N	50/60 Hz	6,9 kW	24,5 A	HO7RN-F 4Gx2,5 mmq	YES	NO
230	1N	50/60 Hz	6,9 kW	30 A	HO7RN-F 3Gx4 mmq	YES	NO

## WATER REQUIREMENTS

Drinking water inlet: 3/4" NPT\*, line pressure: 22 to 87 psi; 1.5 to 6 bar

USING A WATER SUPPLY NOT MEETING UNOX's MINIMUM WATER QUALITY STANDARDS WILL VOID ANY WARRANTY.

It is the responsibility of the purchaser to ensure that incoming water supply is compliant with the specifications listed through adequate treatment measures.

Inflow water specifications: Free chlorine ≤ 0,1 ppm, Chloramine ≤ 0,1 ppm, TDS ≤ 125 ppm, Silica ≤ 12 ppm, pH 7 ÷ 8,5

Total hardness (TH) ≤ 8 °d, Chlorides ≤ 25 ppm, Alkalinity ≤ 150 ppm as CaCO<sub>3</sub>

## INSTALLATION REQUIREMENTS

Oven must be installed level.

Installations must comply with all local electrical, plumbing and ventilation codes.