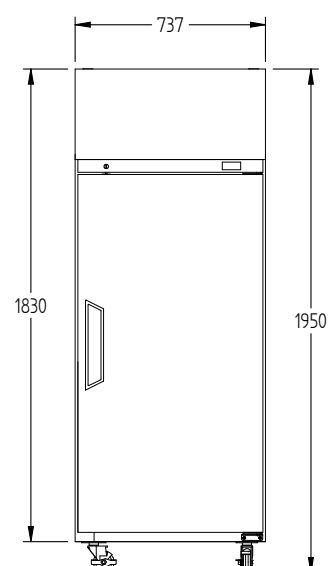
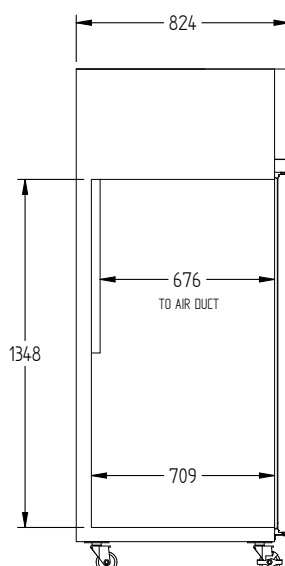
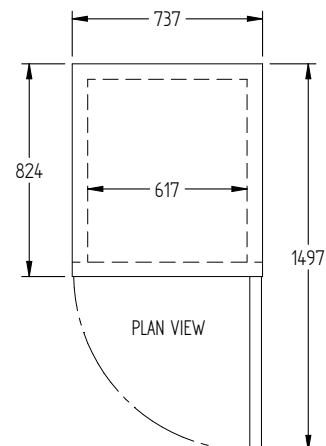


LTG1SS



CATEGORY	TOPAZ CAFÉ RANGE
RANGE	Topaz Top Mount
UNIT	FREEZER
TYPE	SELF CONTAINED
DOORS	1



SPECIFICATIONS

TEMPERATURE - 36°C AMBIENT ENVIRONMENT	-18°C / -22°C
CAPACITY LITRES	580
DIMENSIONS - W X D X H MM	737 W x 824 D x 1950 H
WEIGHT UNPACKED (KG)	170
STANDARD INCLUSIONS*	
DOOR TYPE	S (SOLID DOOR)
FINISH (INTERIOR AND EXTERIOR EXCLUDING REAR AND UNDER)	S (STAINLESS STEEL)
SHELVES/DOOR	4

ELECTRICAL

POWER SUPPLY	10amp
POWER CABLE LENGTH (METRES)	2
RUNNING AMPS	3.3

GAS TYPE

REFRIGERANT	R404a
-------------	-------



PH: 08 9302 1299
51 Paramount Dr Wangara WA 6065
sales@practicalproducts.com.au
www.practicalproducts.com.au